

VM-P4 4 MPPTs · 2,000–2,250 W



VM-P2 2 MPPTs · 600–1,000 W



VM-P1 1 MPPT · 350–500 W



SolarCore Series

VM-P1 / VM-P2 / VM-P4

Solar Power, Module by Module

FROM
350–2,250 W
Rated output, 12 models

1 / 2 / 4
Independent MPPTs

800 W
Balcony plug-in model[1]

99.8 %
MPPT efficiency

App
Monitoring via VIP Cloud

Safety and Durability

IP67 (NEMA 6)
Outdoor-rated metal housing

-40 to 65 °C
Operating ambient range

Fanless Design
Natural convection cooling

Low-Voltage DC
Max. 63 V per module input

Galvanic Isolation
Isolated DC and AC sides

Global Compliance
Europe, APAC and LATAM standards

1 VM800WE-P2. In some regions, systems up to 800 W may be plugged directly into a socket. Install strictly in line with local regulations; a dedicated protected circuit in the distribution board is recommended.

Values were measured in the VaySunic laboratory under specific test conditions and may vary in actual use. Images are for reference only.

© 2026 VaySunic. All rights reserved. Specifications are subject to change without notice.

Typical Applications



01 · BALCONY

Balcony and Plug-in Solar[2]

TYPICAL CONFIGURATION[1]

VM800WE-P2 + 2 modules

800 W

800 W	2	3.22 kg
AC output	Modules	Weight



02 · GARDEN

Garden, Fence and Carport

TYPICAL CONFIGURATION[1]

VM-P1 + 1 module

350–500 W

500 W	1	1.75 kg
AC output	Module	Weight



03 · ROOFTOP

Rooftop Arrays

TYPICAL CONFIGURATION[1]

VM2250W-P4 + 4 modules

2,250 W

2,250 W	4	5.1 kg
AC output	Modules	Weight

One Ecosystem

With EnergyPilot: set up once online, then coordinated over local Wi-Fi, also without internet

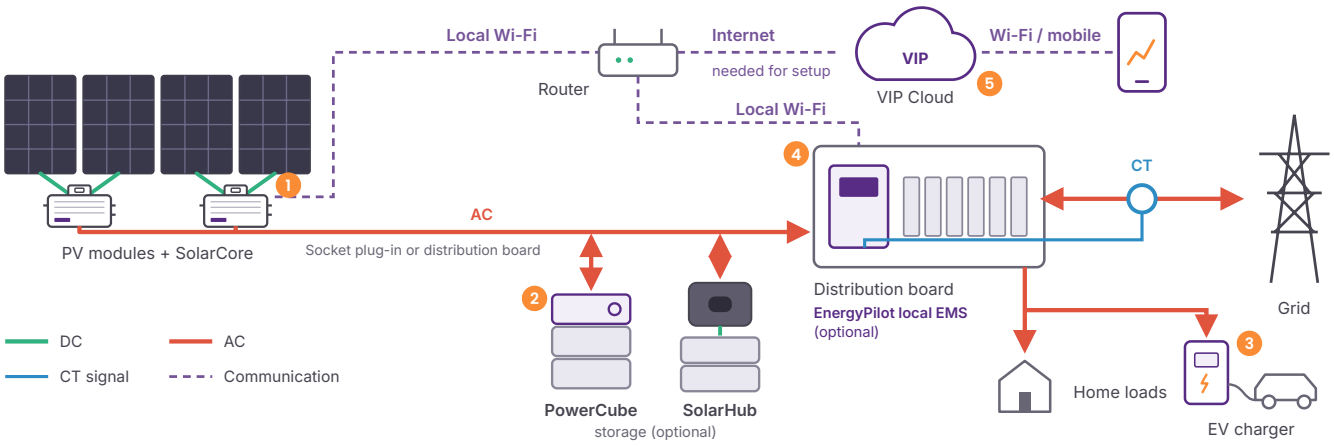

1 SOLAR
SolarCore
Module-level microinverters

2 STORAGE
PowerCube / SolarHub
Add storage at any time

3 CHARGING
ChargeFlow
Solar-priority EV charging

4 LOCAL EMS
EnergyPilot
Local dispatch and zero export over local Wi-Fi

5 CLOUD
VIP Cloud
App, monitoring and AI scheduling

1 Typical configurations are for guidance only. Size each system to the site and local regulations.
2 Plug-in connection only where local regulations allow.

© 2026 VaySunic. All rights reserved. Specifications are subject to change without notice.

Product Family SolarCore Series

Each module has its own MPPT, so shade on one module does not affect the others. Choose the platform by the number of modules.



1 MODULE PER UNIT

VM-P1

For single modules on home rooftops, fences, sheds and small balconies.



2 MODULES PER UNIT

VM-P2

For balcony and plug-in systems, including the 800 W model.



4 MODULES PER UNIT

VM-P4

For rooftop arrays, with fewer units and connections per kW.

Model	Rated Output (W)	Rated Output Current (A)	Compatible Module Power (Wp)[1]	Peak Efficiency	MPPTs	Max. Units per Branch[2]		
						2.5 mm²	4 mm²	6 mm²
VM350WE-P1	350	1.69	280–470+	96.8%	1	15	21	–
VM400WE-P1	400	1.92	320–540+	96.8%	1	13	18	–
VM450WE-P1	450	2.18	360–600+	96.6%	1	12	16	–
VM500WE-P1	500	2.41	400–670+	96.6%	1	11	14	–
VM600WE-P2	600	2.61	240–410+	96.8%	2	7	12	–
VM700WE-P2	700	3.04	270–460+	96.8%	2	6	10	–
VM800WE-P2	800	3.48	330–550+	96.8%	2	5	9	–
VM900WE-P2	900	3.91	350–610+	96.6%	2	5	8	–
VM1000WE-P2	1,000	4.35	390–680+	96.6%	2	4	7	–
VM2000W-P4	2,000	8.8	400–670+	96.6%	4	–	3	4
VM2100W-P4	2,100	9.2	400–670+	96.6%	4	–	3	4
VM2250W-P4	2,250	9.9	400–700+	96.5%	4	–	3	4

Dimensions

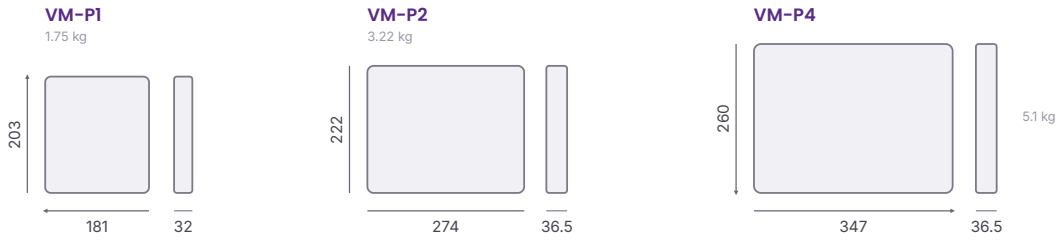

Front and side views to the same scale. Dimensions in mm (W × H × D).

AC Connection

Distribution Board Units in series on one AC trunk cable

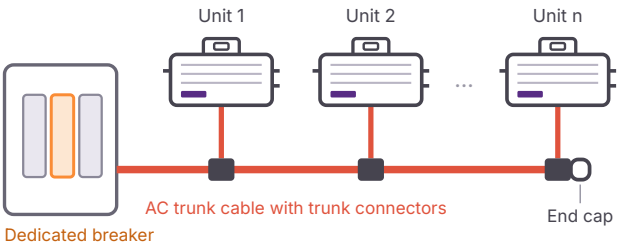

Plug-in Only where local regulations allow

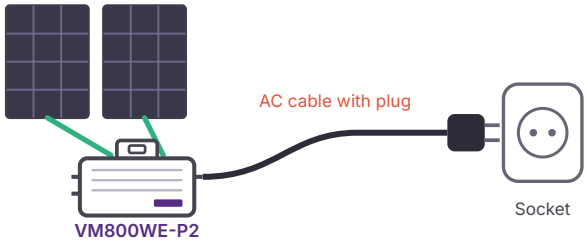

Units per branch: see the table above. Plug-in: observe the local power limit.

1 Recommended module power per MPPT input. Check module Voc at the lowest site temperature against the maximum input voltage.
2 By AC cable cross-section. Always follow local requirements for the number of microinverters per branch.

© 2026 VaySunic. All rights reserved. Specifications are subject to change without notice.

Technical Specifications SolarCore Series

Platform	VM-P1 VM350/400/450/500WE-P1	VM-P2 VM600/700/800/900/1000WE-P2	VM-P4 VM2000/2100/2250W-P4
PV Input (DC)			
MPPTs / Inputs per MPPT	1 / 1	2 / 1	4 / 1
Operating / MPPT Voltage Range (V)	14–63 / 16–60	14–63 / 16–60	14–61 / 20–60
Start-up Voltage (V)		18	
Max. Input Voltage (V)	63	63	61
Max. Input Current per MPPT (A)		18	
Max. Short-Circuit Current per MPPT (A)		25	
DC Backfeed Current / Overvoltage Category		0 A / II	
AC Output			
Rated Output Power (VA)[1]	350 / 400 / 450 / 500	600 / 700 / 800 / 900 / 1,000	2,000 / 2,100 / 2,250
Nominal Voltage (Range)[2]	230 / 240 V (180–275 V)	230 / 240 V (180–275 V)	220–240 V (180–275 V)
Nominal Frequency[2]		50 / 60 Hz	
Max. Output Overcurrent / Fault Current (A)	3.6 / 3.6	6.5 / 6.5	13.9 / 13.9
Inrush Current		0 A	
Power Factor		> 0.99 (default), adjustable	
Total Harmonic Distortion		< 3%	
Overvoltage Category (AC)		III	
Protection			
Over / Under Voltage, Over / Under Frequency		Supported	
Overcurrent, Short Circuit, Over-temperature		Supported	
Surge Protection, Anti-islanding		Supported	
Rapid Shutdown (RSD)		Compliant	
Efficiency			
Peak Efficiency[3]	96.6–96.8%	96.6–96.8%	96.5–96.6%
Nominal MPPT Efficiency		99.8%	
Night-time Power Consumption		< 50 mW	
General Data			
Dimensions (W × H × D)	181 × 203 × 32 mm	274 × 222 × 36.5 mm	347 × 260 × 36.5 mm
Weight	1.75 kg	3.22 kg	5.1 kg
Housing / Ingress Protection		Metal / IP67 (NEMA 6), outdoor	
Operating Ambient Temperature		−40 to 65 °C	
Relative Humidity / Max. Altitude		0–100%, non-condensing / 2,000 m	
Pollution Degree / Cooling		III / Natural convection, fanless	
Isolation		Galvanically isolated	
Communication / Monitoring		Wi-Fi (2.4 GHz) / VIP Cloud	
Zero Export Control		Via EnergyPilot local EMS controller (optional)	
Units per Container (20′ GP / 40′ HQ)	4,560 / 11,520	2,800 / 5,880	2,208 / 4,608

Standards Compliance

Grid	EN 50549-1:2019 · EN 50549-10:2022 · VDE-AR-N 4105 (DE) · CEI 0-21 (IT) · C10/11 (BE) · G98 · UKCA (UK) · ABNT NBR 16149 / 16150 (BR) · IEC 61727 · IEC 62116 · PEA / MEA (TH)
Safety	IEC/EN 62109-1 · IEC/EN 62109-2 · EN 50665:2017 · EN IEC 62311:2020
Radio and EMC	RED 2014/53/EU · EN 300 328 · EN 301 489-1 / -17 · IEC/EN 61000-6-1 / -2 / -3 / -4

1 Rated output is stated in VA; at the default power factor (> 0.99) it equals the output in W. Output power may vary with the grid voltage. Per-model values for output current, module power, efficiency and units per branch are listed on page 3.
2 Nominal voltage, frequency and ranges are set to the local grid code. Grid feed-in power may be limited by local regulations.
3 Range across the models of each platform.

© 2026 VaySunic. All rights reserved. Specifications are subject to change without notice.