

ChargeFlow Series

VC-W7K / W11K / W22K · KS / KC

Portable: VC-P3.5K / P7K, charges from a socket[4]

Charge from Your Roof, Not the Peak Tariff

WALLBOX
7 / 11 / 22 kW
Single- and three-phase

ADJUSTABLE
6–32 A
In 1 A steps[1]

4 modes
Manual, Smart, Schedule, AI[1, 3]

WALLBOX
IP65 / IK08
Outdoor-rated enclosure

TYPE 2
5 m
Tethered cable or socket

CLOUD
OCPP
Via VIP Cloud

Smart Charging with EnergyPilot

Solar Surplus Charging
Charges from excess solar, not the grid[1]

Dynamic Load Balancing
Keeps the home under the main-fuse limit[1]

Battery Top-up
PowerCube or SolarHub adds power on a small supply[2]

Tariff-aware AI Scheduling
Charges in the cheapest hours via VIP Cloud

Bluetooth Remote
Start, stop and set current with no internet; Wi-Fi for remote monitoring

Solar Retrofit Ready
Works with an existing solar system[1]



VC-W…KS
Type 2 socket with shutter



VC-W…KC
Tethered, 5 m cable



VC-P3.5K / P7K
Portable, 5 m cable

1 Smart charging needs the EnergyPilot local controller (VDG-EM-1 or VDG-EM-3) at the grid connection. Without it, ChargeFlow charges at a set current like a standard charger.
2 Battery top-up also needs PowerCube or SolarHub storage.
3 The charging modes offered are those shown in the VIP Cloud app and may be refined with software updates.
4 Portable models: app control and smart charging need the optional communication module.

Images are for reference only; the final product design may differ. Available functions depend on the market.

© 2026 VaySunic. All rights reserved. Specifications are subject to change without notice.

Typical Applications



01 · SOLAR CHARGING

Charge from Your Own Roof

TYPICAL CONFIGURATION

ChargeFlow wallbox + EnergyPilot + SolarCore

- Starts when the solar surplus covers the minimum charging current[1]
- Charging power follows the surplus through the day
- In Smart mode, solar comes first; the grid only makes up what it can't cover



02 · SOLAR AND STORAGE

Faster Charging on a Small Supply

TYPICAL CONFIGURATION

ChargeFlow + EnergyPilot + PowerCube

- The battery adds power when the grid connection is limited
- Example: a 3 kW supply can still charge at up to 7 kW[2]
- Works in Smart mode: solar first, then battery and grid make up the rest



03 · LOAD MANAGEMENT

Full Power Without a Bigger Supply

TYPICAL CONFIGURATION

ChargeFlow wallbox + EnergyPilot

- Charges at full power while the home is quiet
- Backs off when large appliances start
- Avoids upgrading the grid connection for the car

One Ecosystem

With EnergyPilot: set up once online, then coordinated over local Wi-Fi, also without internet

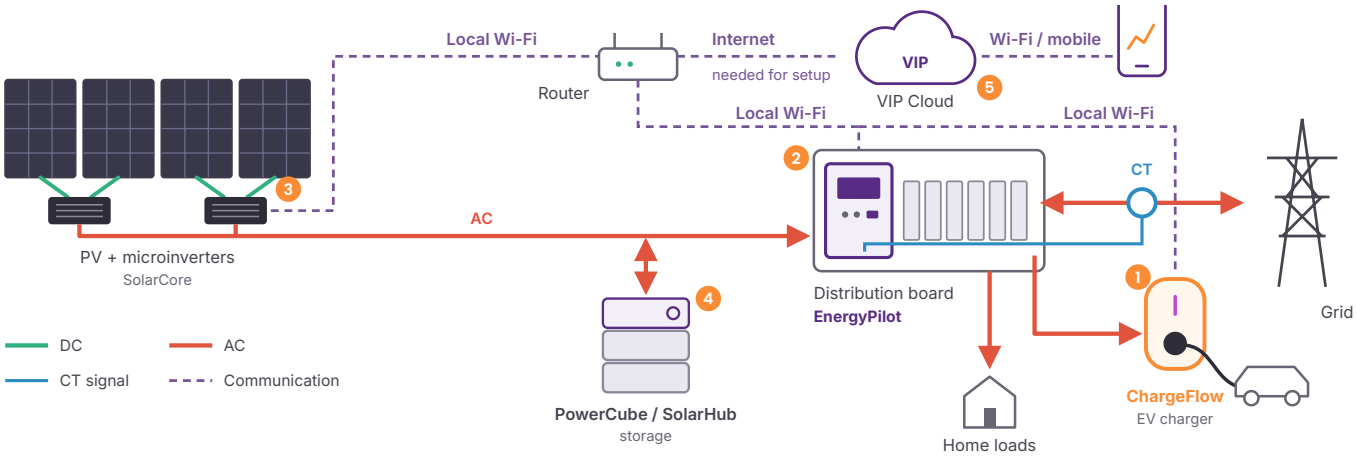

1 **CHARGING**
ChargeFlow
Smart wallbox, 7 to 22 kW

2 **LOCAL EMS**
EnergyPilot
Sees the whole house at the grid connection

3 **SOLAR**
SolarCore
Microinverters on the roof or carport

4 **STORAGE**
PowerCube
Or SolarHub, stores daytime surplus

5 **CLOUD**
VIP Cloud
App, tariffs and AI scheduling

1 The minimum charging current is 6 A per phase, about 1.4 kW single-phase or 4.1 kW three-phase. Some older vehicles do not accept current adjustment; automatic control is not available for them.
2 Single-phase example. The achievable power depends on the battery configuration, its state of charge and the charger model.

© 2026 VaySunic. All rights reserved. Specifications are subject to change without notice.

Smart Charging ChargeFlow Series

EnergyPilot measures solar, home load and grid power at the grid connection and sets the ChargeFlow charging current continuously. To avoid frequent switching, charging starts or stops only after conditions have been stable for 30 seconds. One EnergyPilot controls one charger.

Charging Modes Selected in the VIP Cloud app[1]

1 Manual

GRID PV

Fixed or maximum power set by the user. Fastest charge.

2 Smart

PV GRID BATTERY

Solar first. When solar falls short, the grid and battery make up the rest.[1]

3 Schedule

GRID PV BATTERY

Time windows, each set to Manual or Smart. For example, Smart by day and Manual in the night off-peak window.

4 AI

PV GRID BATTERY

Plans charging around dynamic tariffs, the weather forecast and your driving habits, via VIP Cloud.

How the Current Is Controlled

Smart Mode 1.4 kW charging, three solar levels

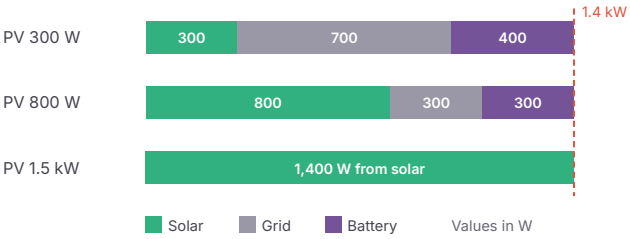

Charging never stops for a passing cloud. The top-up shrinks as solar rises, and above the demand the car charges on solar alone.

Dynamic Load Balancing Illustration, evening at home

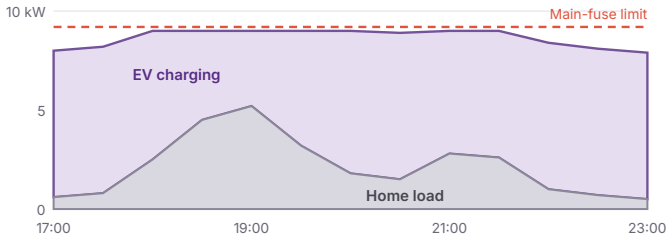

With EnergyPilot, when the oven or heat pump starts, the charging current drops so the total stays under the limit, then rises again. This lets a 7 kW charger run on a 7 kW household supply, with no supply upgrade for the charger.

Installation

Mounting	Wall mounting, indoors or outdoors
Supply	7 kW: single-phase 32 A · 11 kW: three-phase 16 A · 22 kW: three-phase 32 A
Connector	KS: Type 2 socket with shutter, for the driver's own cable · KC: tethered Type 2, 5 m
Installation	By a qualified electrician, on a dedicated circuit with the protective devices required by local wiring rules

Start and access	Plug and charge, app or Bluetooth; RFID card on request
Bluetooth remote	No internet needed: the app connects directly to start or stop, adjust the current and view the session
Setup	Paired in the VIP Cloud Installer app over Bluetooth and Wi-Fi
Back end	OCPP connection to charging management platforms via VIP Cloud
Smart functions	Need EnergyPilot at the grid connection; one EnergyPilot per charger

Safety

IP65 and IK08

Dust-tight and protected against water jets, with an impact-resistant housing.

Residual Current

Leakage current detection cuts the supply to the vehicle.

Fault Detection

Ground fault protection and tamper detection on the wallbox.[2]

Surge and Voltage

Surge, over and under voltage, overcurrent and over-temperature protection.

1 The modes offered are those shown in the VIP Cloud app and may be refined with software updates. Battery top-up in Smart mode also needs PowerCube or SolarHub storage.
2 PEN fault detection is also built in.

Charts are illustrations; the Smart mode values come from a single-phase example.

© 2026 VaySunic. All rights reserved. Specifications are subject to change without notice.

Technical Specifications ChargeFlow Series

VaySunic
Small Things Matter.

	WALLBOX			PORTABLE	
Model	**VC-W7KS VC-W7KC**	**VC-W11KS VC-W11KC**	**VC-W22KS VC-W22KC**	**VC-P3.5K**	**VC-P7K**
AC Input and Output					
Nominal Charging Power	7 kW	11 kW	22 kW	3.5 kW	7 kW
Grid Type	1P, L / N / PE	3P, 3L / N / PE	3P, 3L / N / PE	1P, L / N / PE	
Rated Input Voltage	220–240 V	380–415 V	380–415 V	220–240 V	
Max. Charging Current	32 A	16 A	32 A	16 A	32 A
Current Adjustment	From 6 A to the maximum, in 1 A steps			–	
Frequency	50 / 60 Hz				
Supply Connection	Fixed wiring			Household plug	CEE 32 A plug
Vehicle Connector	KS: Type 2 socket with shutter · KC: tethered Type 2, 5 m			Type 2, 5 m cable	
Smart Charging[1]					
Charging Modes[2]	Manual, Smart, Schedule, AI			With optional module[4]	
Dynamic Load Balancing	Supported, with EnergyPilot			With optional module[4]	
Authentication	App, Bluetooth; RFID card on request[3]			RFID card on request[3]	
OCPP	Via VIP Cloud			–	
Protection					
Over / Under Voltage, Overcurrent	Supported				
Over-temperature, Surge	Supported				
Residual Current, Earth Fault	Supported				
PEN Fault, Tamper Detection	Supported			–	
General Data					
Control Box (W × H × D) / Weight	–			95 × 224 × 50 mm / 1.59 kg	
Ingress / Impact Protection	IP65 / IK08			IP65	
Cooling	Natural convection, no fan				
Operating / Storage Temperature	−30 to 50 °C / −40 to 70 °C			−30 to 50 °C / −40 to 80 °C	
Relative Humidity / Altitude	0–95%, non-condensing / up to 2,000 m				
Communication	Wi-Fi, Bluetooth (local app control without internet)			Wi-Fi, Bluetooth with optional module[4]	
Display and Monitoring	LED light bar, VIP Cloud app			OLED display; app with optional module[4]	
Warranty	2 years				

Standards Compliance

EV Charging	EN IEC 61851-1:2019 · EN IEC 61851-21-2:2021 · EN IEC 62196-2
Portable	EN IEC 62752 (in-cable control and protection device) · EN 60884-1
Radio	RED 2014/53/EU · EN 300 328 · EN 301 489-1 / -17
Cybersecurity	EN 18031-1 · PSTI (UK)
Markings	Wallbox: CE · CB · UKCA · RCM | Portable: CE · TÜV

Ordering Information

VC-W...KS	ChargeFlow wallbox with Type 2 socket and shutter, 7 / 11 / 22 kW
VC-W...KC	ChargeFlow wallbox with tethered Type 2 cable (5 m), 7 / 11 / 22 kW
VC-P3.5K / P7K	ChargeFlow portable charger with Type 2 cable (5 m): household plug (3.5 kW) or CEE 32 A plug (7 kW)
For smart charging	EnergyPilot VDG-EM-1 for single-phase homes, VDG-EM-3 for three-phase homes
For battery top-up	PowerCube or SolarHub storage

1 Smart charging needs the EnergyPilot local controller; one EnergyPilot controls one charger. Battery top-up in Smart mode also needs PowerCube or SolarHub storage.
2 The modes offered are those shown in the VIP Cloud app and may be refined with software updates.
3 RFID authentication is not fitted as standard and is available on request.
4 Portable models: app control, smart charging and load balancing need the optional communication module (Wi-Fi / Bluetooth).

© 2026 VaySunic. All rights reserved. Specifications are subject to change without notice.