



SolarCore VM-P2

Made for Balcony and Plug-in Solar

VM600WE-P2 / VM700WE-P2 / VM800WE-P2 / VM900WE-P2 / VM1000WE-P2

FROM
600–1,000 W
Rated output, 5 models

2
Independent MPPTs

800 W
Balcony plug-in model[1]

99.8 %
MPPT efficiency

App
Monitoring via VIP Cloud

Safety and Durability

IP67 (NEMA 6)
Outdoor-rated metal housing

-40 to 65 °C[2]
Operating ambient range

Fanless Design
Natural convection cooling

Low-Voltage DC
Max. 63 V per module input

Galvanic Isolation
Isolated DC and AC sides

EU and UK Standards
Grid, safety and EMC

AC Connection

For balcony and plug-in systems, including the 800 W model.

Distribution Board

Units in series on one AC trunk cable

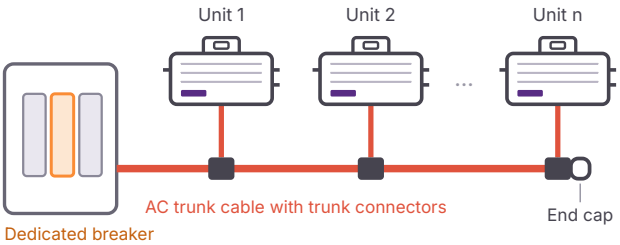

Plug-in

Only where local regulations allow

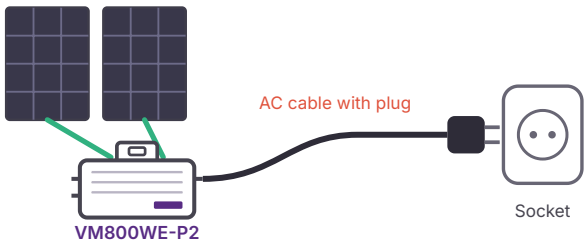

1 In some regions, systems up to 800 W may be plugged directly into a socket. Install strictly in line with local regulations; a dedicated protected circuit in the distribution board is recommended.
2 Output may derate at high temperatures.

Values were measured in the VaySunic laboratory under specific test conditions and may vary in actual use. Images are for reference only.

© 2026 VaySunic. All rights reserved. Specifications are subject to change without notice.

Technical Specifications SolarCore VM-P2

Model	VM600WE-P2	VM700WE-P2	VM800WE-P2	VM900WE-P2	VM1000WE-P2
PV Input (DC)					
Compatible Module Power (Wp) [1]	240–410+	270–460+	330–550+	350–610+	390–680+
MPPTs / Inputs per MPPT	2 / 1				
Operating / MPPT Voltage Range (V)	14–63 / 16–60				
Start-up / Max. Input Voltage (V)	18 / 63				
Max. Input / Short-Circuit Current (A)	18 / 25 per MPPT				
DC Backfeed / Overvoltage Category	0 A / II				
AC Output					
Rated Output Power (VA) [2]	600	700	800	900	1,000
Rated Output Current (A)	2.61	3.04	3.48	3.91	4.35
Nominal Voltage (Range) / Frequency [3]	230 / 240 V (180–275 V) / 50 / 60 Hz				
Max. Output Overcurrent / Fault Current (A)	6.5 / 6.5				
Inrush Current / Overvoltage Category	0 A / III				
Power Factor / Total Harmonic Distortion	> 0.99 (default), adjustable / < 3%				
Max. Units per Branch (2.5 / 4 mm²) [4]	7 / 12	6 / 10	5 / 9	5 / 8	4 / 7
Protection					
Over / Under Voltage, Over / Under Frequency	Supported				
Overcurrent, Short Circuit, Over-temperature	Supported				
Surge Protection, Anti-islanding	Supported				
Rapid Shutdown (RSD)	Compliant				
Efficiency					
Peak Efficiency	96.8%	96.8%	96.8%	96.6%	96.6%
MPPT Efficiency / Night Consumption	99.8% / < 50 mW				
General Data					
Dimensions (W × H × D) / Weight	274 × 222 × 36.5 mm / 3.22 kg				
Housing / Ingress Protection	Metal / IP67 (NEMA 6), outdoor				
Operating Ambient Temperature	−40 to 65 °C (derating at high temperatures)				
Relative Humidity / Max. Altitude	0–100%, non-condensing / 2,000 m				
Pollution Degree / Cooling	III / Natural convection, fanless				
Isolation	Galvanically isolated				
Communication / Monitoring	Wi-Fi (2.4 GHz) / VIP Cloud				
Zero Export Control	Via EnergyPilot local EMS controller (optional)				
Units per Container (20′ GP / 40′ HQ)	2,800 / 5,880				

Dimensions

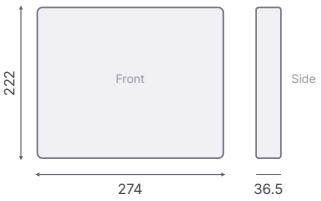

mm, housing

Standards Compliance

Grid	EN 50549-1:2019 · EN 50549-10:2022 · VDE-AR-N 4105 (DE) · CEI 0-21 (IT) · C10/11 (BE) · G98, ENA listed · UKCA (UK)
Safety	IEC/EN 62109-1 · IEC/EN 62109-2 · EN 50665:2017 · EN IEC 62311:2020
Radio and EMC	RED 2014/53/EU · EN 300 328 · EN 301 489-1 / -17 · IEC/EN 61000-6-1 / -2 / -3 / -4

Certification status varies by model and market. Contact VaySunic for the certificates of a specific model.

1 Recommended module power per MPPT input. Check module Voc at the lowest site temperature against the maximum input voltage.
2 Rated output is stated in VA; at the default power factor (> 0.99) it equals the output in W. Output power may vary with the grid voltage.
3 Nominal voltage, frequency and ranges are set to the local grid code. Grid feed-in power may be limited by local regulations.
4 By AC cable cross-section. Always follow local requirements for the number of microinverters per branch.

© 2026 VaySunic. All rights reserved. Specifications are subject to change without notice.